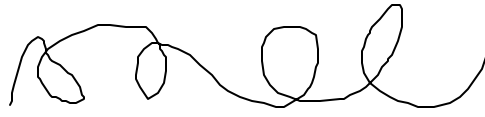


TWENTY BASIC SCRIBBLES



DOTS



ROVING ENCLOSED LINE



SINGLE VERTICLE LINE



ZIG ZAG OR WAVING LINE



SINGLE HORIZONTAL LINE



SINGLE LOOP



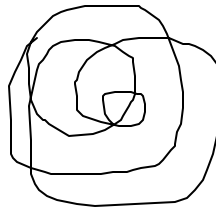
SINGLE DIAGONAL LINE



MULTIPLE LOOP



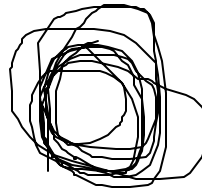
SINGLE CURVED LINE



SPIRAL LINE



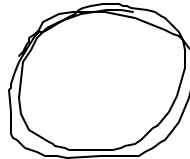
MULTIPLE VERTICAL LINE



MULTIPLE LINE OVERLAID CIRCLE



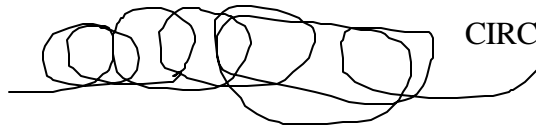
MULTIPLE HORIZONTAL LINE



MULTIPLE LINE CIRCUMFERENCE CIRCLE



MULTIPLE HORIZONTAL LINE



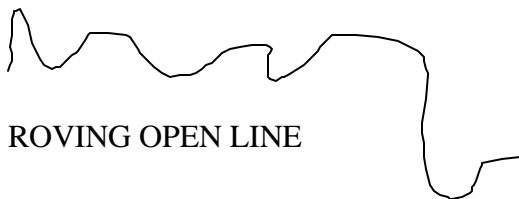
CIRCULAR LINE SPREAD OUT




MULTIPLE CURVED LINE



SINGLE CROSSED CIRCLE

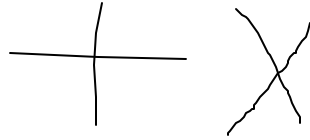



ROVING OPEN LINE



IMPERFECT CIRCLE

FOLLOWING EXPERIMENTATION WITH THE BASIC SCRIBBLES, CHILDREN WILL BEGIN TO LINK WHAT THEY KNOW, CREATE NEW SHAPES, NEW DESIGNS AND WILL PROCEED THROUGH THE FOLLOWING STAGES PRIOR TO CREATING REPRESENTATIONAL ART AND PRIOR TO WRITING:

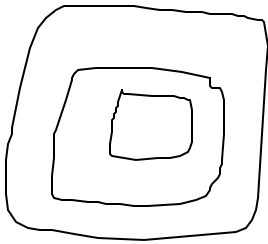


CROSSES

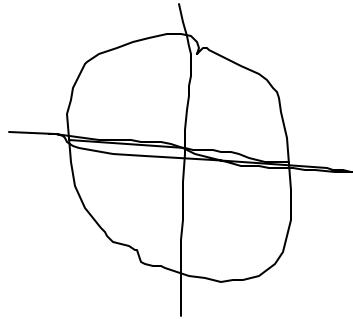


COMBINATIONS – USING 2 SHAPES

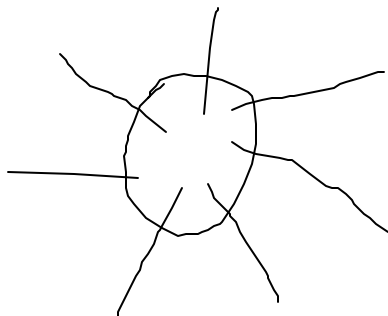
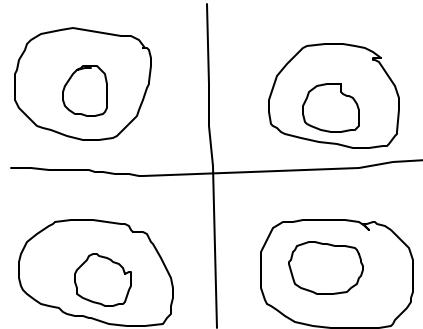
IMPLIED DIAGRAMS AND SHAPES



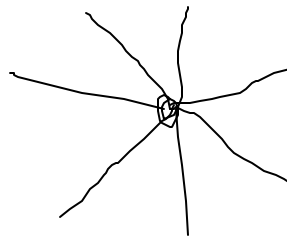
AGGREGATES -
3 OR MORE SHAPES




MANDALA – DIVIDING SPACE INTO EQUAL PARTS



SUNS



RADIALS



SUNS WITH FACES

HUMANOIDS

HUMANS

